

DNUG 17.-18.11.2009
Think Lotus – Think GROUP! – Day



Lotus Notes/Domino 8.5.1 Neue Features

Dipl.-Ing. Detlev Pöttgen
acocon GmbH



1

AGENDA – Lotus Notes/Domino 8.5.1



acocon GmbH – Dipl.-Ing. Detlev Pöttgen
Über meine Person



Lotus Notes Client 8.5.1
Stichwort: Workspace, Designer



Lotus Domino Server 8.5.1
Stichwort: DAOS extended, SPNEGO,....



IBM Lotus Notes Traveler
Stichwort: iPhone



2

acocon GmbH – Dipl.-Ing. Detlev Pöttgen



GROUP TECHNOLOGIES
Email simplified
A Division of GROUP Business Software

Bielefeld

Consultant
Lotus Notes /Domino seit 1997

Schwerpunkte:

- Administration (Infrastruktur, Migration)
- Client Management (GROUP ClientAdmin)
- Entwicklung (Java, Plugins, Webanwendungen)

Blog:
<http://www.netzgoetter.net>



3

acocon GmbH



GROUP TECHNOLOGIES
Email simplified
A Division of GROUP Business Software

acocon GmbH (<http://www.acocon.de>)

31 Mitarbeiter, Sitz in Bielefeld

IBM Premier Business & Design Partner Rnext
Citrix Gold Partner
GROUP Platin Partner

Solutions – Services – Trainings

Im Notes Umfeld:

- Beratung: Infrastruktur, Migration 8.5
- Administration: 2 Level Support
- Entwicklung: Notes, Java, RCP-Plugins, Web



4


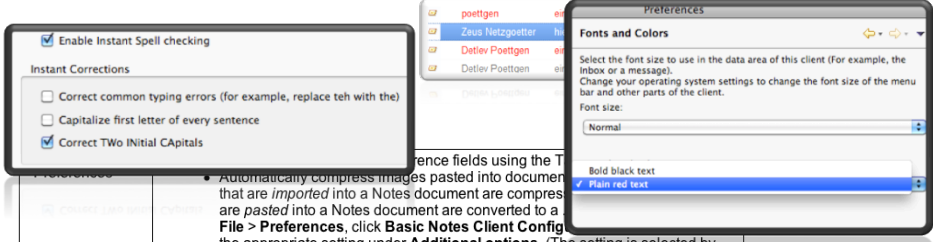
Lotus Notes Client 8.5.1




acocon
advanced computer consulting


5

Lotus Notes Client 8.5.1 – GUI - Einstellungen

Preference fields using the T...
 • Automatically compress images pasted into documents that are *imported* into a Notes document are compressed. Images that are *pasted* into a Notes document are converted to a **File > Preferences**, click **Basic Notes Client Configuration** and select the appropriate setting under **Additional options**. (The setting is selected by default.)

- **8.5.1** Back by popular demand, you can use red text to indicate unread documents. Click **File > Preferences**, and then click the **Fonts and Colors** preference. For the field Unread mail indication, select **Plain red text**. Also note that this preference provides you with an easy way to enlarge the text in the data areas of Notes, such as the Inbox and messages.
- **8.5.1** Mail signatures imported from preferences will now be ignored by all Spell Check operations.
- **8.5.1** New Spell Check preference options let you automatically correct three common typing errors: Typical spelling errors, such as "teh" instead of "the;" starting a sentence with a lowercase letter; typing two capital letters, such as JOHN.








acocon
advanced computer consulting


6


GROUP TECHNOLOGIES
Email simplified
A Division of GROUP Business Software

Lotus Notes Client 8.5.1 – GUI – Toolbar, Tabellen, Editor



<p>8.5.1 Convenient toolbar icons for often used editing options</p>	<p>You can use toolbar icons to perform the following editing tasks:</p> <ul style="list-style-type: none"> • A text color icon  you can click to set the color of new text or change the color of selected text. • A highlighter icon  you can click to enable or disable highlighting. The cursor changes to show that you are using the highlighter. • An insert link icon  you can click to create hotspot links for selected text • An underline icon  you can click to underline selected text
<p>8.5.1 Convenient table editing options</p>	<ul style="list-style-type: none"> • Drag column or row margins to resize • Drag the margins of the entire table to resize it • Drag the contents from one cell to another • Set the table width when creating a fixed width table • Easily insert a new row or column by holding down the Shift key and double-clicking the common border • Multiple undo actions
<p>8.5.1 Editor improvements</p>	<ul style="list-style-type: none"> • Multiple undo actions in a list • Cursor changes to show when permanent pen or highlighter is in use • List elements do not display if there is no text on the line (Note that in edit mode, if the cursor is located on a line then the list element displays, but if no text is entered, the list element is hidden when the document is saved.) • Improved selection behavior when selecting text in a Notes section.

acocon advanced computer consulting 

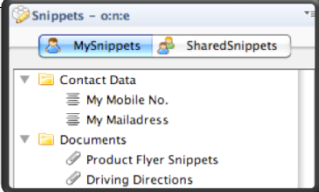


7

GROUP TECHNOLOGIES
Email simplified
A Division of GROUP Business Software


Lotus Notes Client 8.5.1 – GUI – Drag & Drop


<p>Drag and drop</p>	<ul style="list-style-type: none"> • Between rich text fields in Notes documents (Windows® only) • Drag Sametime® names or groups to Notes name fields and rich text fields • Drag names from external applications to Notes name fields • Drag Search results from desktop search or IBM Lotus® Connections search to Notes documents • 8.5.1 Drag e-mail to the main or sidebar calendar to create a calendar entry • 8.5.1 Drag calendar entries to a new date in the main or sidebar calendar to reschedule or counter • 8.5.1 Drag documents or shortcuts from your operating system Desktop or file folder to the Open list or a Bookmark folder. For example, drag a Symphony™ document to a Bookmark folder, or drag a Notepad shortcut to the Open list.
----------------------	---



Tip: Snippets-Plugin:
Drag & Drop von Textblöcke und Dateien von der Sidebar in neue Dokumente.

<http://www.openntf.org>

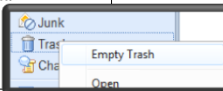
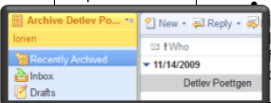
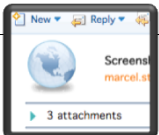
acocon advanced computer consulting 



8

GROUP TECHNOLOGIES
Email simplified
A Division of GROUP Business Software

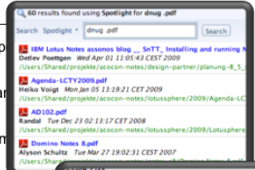
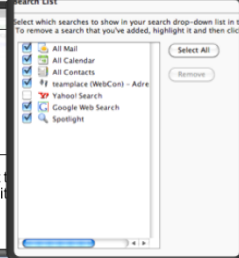
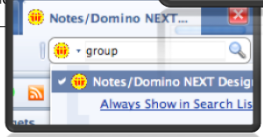
Lotus Notes Client 8.5.1 – Archive, Anhänge, Papierkorb

<p>8.5.1 Empty trash from right-click menu</p>	<p>From any mail view, right-click on the Trash folder and select Empty Trash.</p> 
<p>8.5.1 Archiving Improvements</p>	<ul style="list-style-type: none"> Visual differences between an archive and mail make it easy to tell when you are working in an archive. Easily find your recently archived messages by opening the Recently Archived folder in an archive. <p>The subject line of archived messages say (Archived) and the header includes the date on which the message was archived. If you archive a message and leave a summary, you can open the message from its original folder. Open the summary from the original folder, and then click Open in Archive in the action bar above the message.</p> 
<p>8.5.1 Attachments in Internet mail</p>	<p>When you receive mail that includes attachments from an Internet address, the attachments are included at the top of the message in a collapsible section. This includes Notes mail sent through an SMTP server.</p> 

9

GROUP TECHNOLOGIES
Email simplified
A Division of GROUP Business Software

Lotus Notes Client 8.5.1 - Suche

<p>8.5.1 Searching your desktop from the search list in the tool bar is available on more operating systems</p>	<p>Macintosh users: In the search field's drop-down list, click Spotlight and perform your search.</p> <p>Linux users: In the search field's drop-down list, click Beagle or Tracker and perform your search.</p> <p>Vista users: In the search field's drop-down list, click Windows and perform your search.</p> 
<p>8.5.1 Show or hide what displays in the search list in the tool bar</p>	<p>Click File > Preferences, click Search, and then click Search List.</p> 
<p>8.5.1 Add a Notes view or application to the search list in the tool bar</p>	<p>Open a Notes application. You now see the view or application's name (or both) at the top of the search field's drop-down list. Click the Add to search list link below the item you want to add.</p> <p>To use widgets to add the view or application, or to add a Notes or a Web search engine, see the "Widgets and Live Text" section of this table.</p> 

10

GROUP TECHNOLOGIES
Email simplified
A Division of GROUP Business Software

Lotus Notes Client 8.5.1 - Kontakte



Automatically append a signature to the bottom of r

Append My vCard

Detlev Pöttgen
http://www.netzgoetter.net

Poettgen_Detlev.vcf

<p>8.5.1 Append a vCard to your signature</p>	<p>You can append a vCard to your signature. Click File > Preferences > Signatures and then click the Signature tab. Click Append My vCard.</p>
<p>Import and export contacts</p>	<p>To import external contacts to your Notes Contacts, from Contacts, click File > Import > Contacts. If field remapping is required, it can be done first or in Contacts after the import.</p> <p>To export contacts (and now filter which contacts and fields to export), from Contacts, click File > Export > Contacts.</p>
<p>Forward contacts as a vCard</p>	<p>From Contacts, select the contacts you want to forward as a vCard and click Forward vCard.</p>








11

GROUP TECHNOLOGIES
Email simplified
A Division of GROUP Business Software

Lotus Notes Client 8.5.1 - Widgets

<p>8.5.1 Additional feature and plug-in widget type definition available</p>	<p>The Start Configuring Widgets wizard dialog now contains a new widget option – Features and Plugins. This option initiates a new wizard sequence designed to simplify the process of creating a client plug-in deployment widget – a process documented in the "Deploying client plug-ins with widgets and the widget catalog" section of Domino Administrator help at publib.boulder.ibm.com/infocenter/domhelp/v8r0/index.jsp. The wizard guides you through the widget definition process, prompting for the update site in which the target plug-in resides. After specifying the plug-in, entering the name, image url, and description for the widget, the wizard creates the widget's install manifest content, saves the new widget, and installs the specified plug-in. You can then export or publish the widget.</p>
<p style="background-color: #f08080; color: white; padding: 2px;">Sorry, Details waren Thema in meiner vorigen Session</p>	
<p>8.5.1 New My Widgets sidebar panel toolbar</p>	<p>The My Widgets sidebar panel toolbar contains options for accessing the widget catalog and controlling your sidebar panel view state.</p> <ul style="list-style-type: none"> Catalog browse button – This opens the widgets catalog. Show button – This toggles My Widgets sidebar panel palette items between Thumbnail view or Details view. In the Details view, you can sort by Title or Type. The selected view state is remembered when you restart Notes. Type to find field – This filters widgets based on what you type.
<p>8.5.1 Revised Notes widget creation wizard</p>	<p>The Notes widget creation wizard has been enhanced to simplify the widget creation process based on the current context.</p>








12

GROUP TECHNOLOGIES
Email simplified
A Division of GROUP Business Software

Lotus Notes Client 8.5.1 - Widgets

<p>8.5.1 Add a Notes view or frameset to the Notes toolbar Search list</p>	<p>The Notes widget creation wizard now enables you to add the Notes view or frameset as a search engine in the Notes toolbar Search list.</p>
<p>8.5.1 Add a Web search engine to the Notes toolbar Search list</p>	<p>The Web widget creation wizard now enables you to add the site as a search engine in the Notes toolbar Search list.</p>
<p>8.5.1 Simplified widget creation wizard page using Basic and Advanced tabs</p>	<p>The Configure a Widget wizard page now contains a Basic tab and an Advanced tab. When you select Wire as an action on the Basic tab, you can choose a widget property to be wireable. Use the Advanced tab to create more than one property to wire and optionally set a default for each wireable property.</p>
<p>8.5.1 Ability to wire Notes form field content to Live Text or other default values</p>	<p>You can create a widget from a Notes form that can wire field content to Live Text or other default values.</p>




13

Sorry, Details waren Thema in meiner vorigen Session

GROUP TECHNOLOGIES
Email simplified
A Division of GROUP Business Software

Lotus Notes Client 8.5.1 - Roaming

<p>Roaming user</p>	<p>Your Domino® administrator can set you up to log into any available Notes client and use your personal contacts, bookmarks, feeds, notebook, widgets, dictionary, workspace, and various preferences. When configured for file server roaming server, a new Roaming preference panel is available.</p> <p>8.5.1 Notes roaming user now supports improved plug-in deployment of roamed widgets.</p> <p>8.5.1 Notes roaming user adds file server support for Notes roaming users working on supported Linux® and Mac OS platforms. Roaming user is now available for file server roaming or Domino server roaming for all supported Notes platforms.</p> <p>8.5.1 Notes roaming user now supports Notes workspace roaming.</p> <p>Notes 8.5 introduced support for Notes roaming user functionality for the Notes standard configuration and overall improvements to roaming capabilities in general. Eclipse preferences, as well as Notes basic preferences participate in roaming.</p>
----------------------------	--

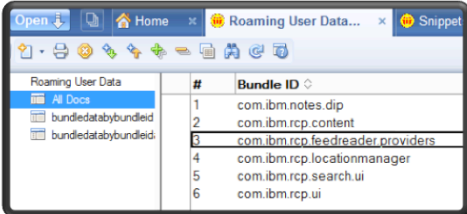
14

Lotus Notes Client 8.5.1 - Roaming

GROUP TECHNOLOGIES
Email simplified
A Division of GROUP Business Software


Roaming mit 8.5.1

Title	Filename
Bookmarks (8.5)	bookmark.nsf
Feed Content	localfeedcontent.nsf
Poettgen's Contacts	names.nsf
Roaming User Data	roamingdata.nsf



acocon
advanced computer consulting

Roaming User Data:
Ermöglicht das Roaming einiger Einstellung die im Workspace Ordner abgelegt werden.
Unter anderem die Sametime-Einstellungen



15

Lotus Notes Client 8.5.1 - Roaming

GROUP TECHNOLOGIES
Email simplified
A Division of GROUP Business Software

Roaming mit 8.5.1

Qual der Wahl:

- Domino basiert
- Fileserver basiert


Title	Filename
Bookmarks (8.5)	bookmark.nsf
Feed Content	localfeedcontent.nsf
Poettgen's Contacts	names.nsf
Roaming User Data	roamingdata.nsf


Hintergrund Fileserver Roaming:

MYSTIK: Die obigen 4 Datenbanken werden per OS-Datei-Kopie hin und her kopiert.

REAL: Sondern der Client Replikator REPLIZIERT mit diesen Fileserverdateien.

Somit führt der Client „mit sich selbst“ eine lokalen Replikation aus. Dies war früher über die API unterbunden. Diese wurde aber für das File basierte Roaming erweitert





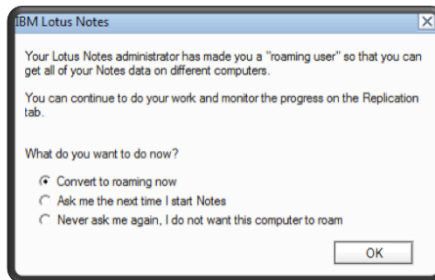
16

Lotus Notes Client 8.5.1 - Roaming



Roaming mit 8.5.1

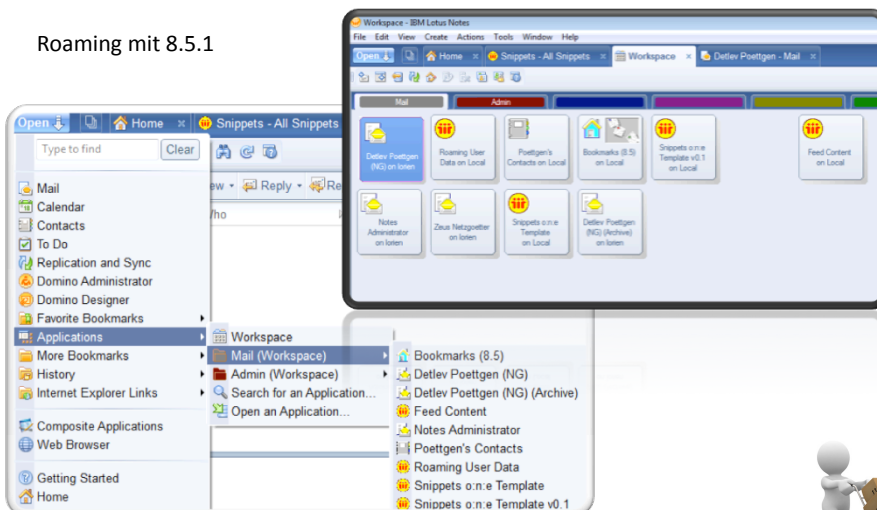
Die alt gewohnte Kacheloberfläche roamed zwischen zwei Clients!
 Achtung: Dies ist im Default bei 8.5.1 aktiviert.



Lotus Notes Client 8.5.1 - Roaming



Roaming mit 8.5.1



Lotus Notes Client 8.5.1 - Roaming

GROUP TECHNOLOGIES
Email simplified
A Division of GROUP Business Software

Roaming mit 8.5.1

Was ist Kacheloberfläche betrifft wird die Desktop.ndk hierfür nicht mehr verwendet! Sie wird weiterhin genutzt aber halt nicht mehr für den Workspace

acocon advanced computer consulting

19

Lotus Notes Client 8.5.1 - Roaming

GROUP TECHNOLOGIES
Email simplified
A Division of GROUP Business Software

Roaming mit 8.5.1

acocon advanced computer consulting

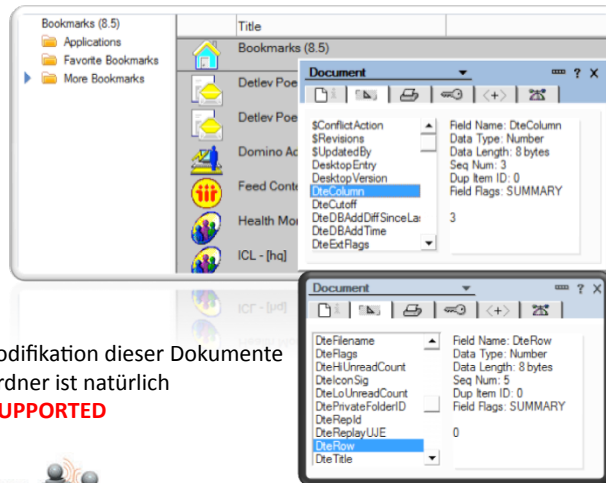
20

Lotus Notes Client 8.5.1 - Roaming



A Division of GROUP Business Software

Roaming mit 8.5.1



Die Modifikation dieser Dokumente und Ordner ist natürlich **NOT SUPPORTED**



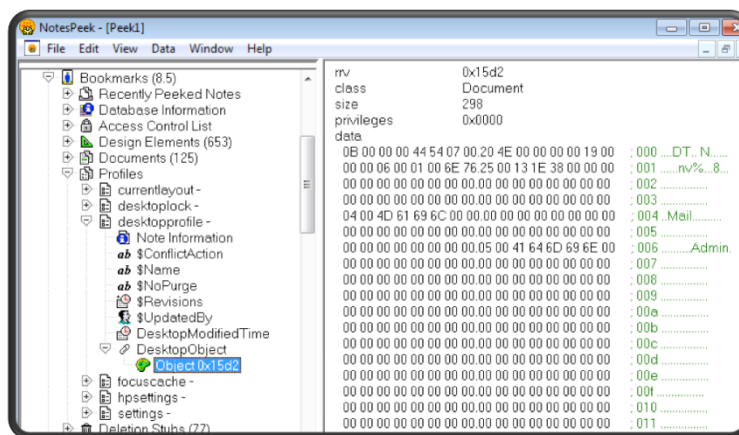
Lotus Notes Client 8.5.1 - Roaming



A Division of GROUP Business Software

Roaming mit 8.5.1

Neue Profildokumente in der Bookmarks.nsf



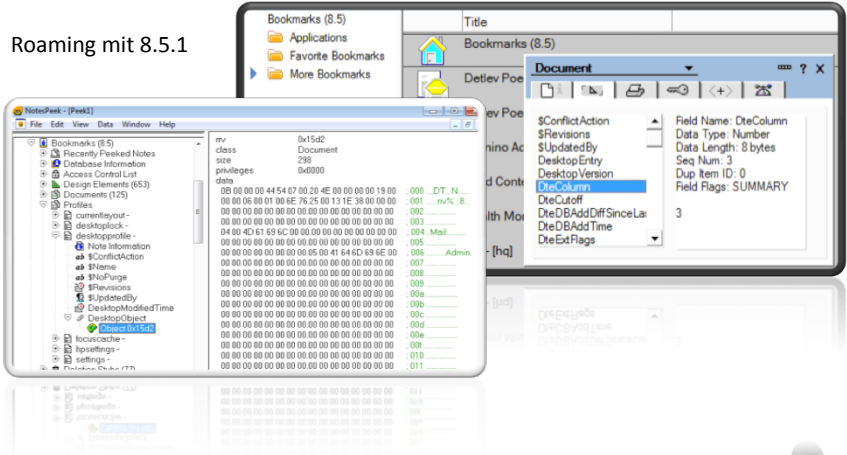



Email simplified

 A Division of GROUP Business Software

Lotus Notes Client 8.5.1 - Roaming


Roaming mit 8.5.1





 advanced computer consulting

23



Email simplified

 A Division of GROUP Business Software

Lotus Notes Client 8.5.1 - Roaming

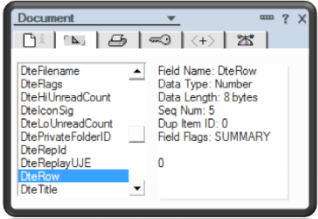
Roaming mit 8.5.1

Die Modifikation dieser Desktop-Icon-Dokumente und Ordner ist natürlich komplett **NOT SUPPORTED**


DON'T DO THAT AT HOME!!!

Was hab ich getan?
 Mit einem kleinen Agenten die Dokumente modifiziert. Zum Beispiel über die beiden Felder **DteRow** & **DteColumn** eine Kachel verschoben!

Ergebnis:
 Die Änderung wird erst aktiv, wenn eine Replikation oder ein Client-Neustart erfolgt. Die Änderungen werden aber durchgeführt!
 Man könnte somit in der Theorie ein Desktop-Icon serverbasiert löschen oder für den User erstellen.



DON'T DO THAT IN PRODUCTION!!!!!!!



 advanced computer consulting

24

Lotus Domino Designer 8.5.1



A Division of GROUP Business Software

Dies ist endlich der Designer mit dem ich arbeiten kann & arbeiten will!

Erfahrungen mit DDE 8.5.0 vergessen und DDE 8.5.1 verwenden.

Sorry, Details in der Designer Session

Übersicht der neuen Feature:

<http://www.netzgoetter.net/internet/blogs/netzgoetter.nsf/dx/new-features-domino-designer-8.5.1.htm?opendocument&comments#anc1>



25

Lotus Domino Server 8.5.1



A Division of GROUP Business Software



26

Lotus Domino Server 8.5.1 - Administration

GROUP TECHNOLOGIES
Email simplified
A Division of GROUP Business Software

- 8.5.1** Support for pushing managed settings is now available using the [Custom Settings tab on the Domino desktop policy settings](#). This enables you to push both Lotus-supplied and custom Domino policy, Eclipse preferences, and notes.ini settings during client install or upgrade, including deployment of Notes client features and plug-ins using widget deployment methods.
- A new topic describing the process of [updating a deployed Notes feature and plug-in](#) has been added.

automating

27

Lotus Domino Server 8.5.1 - Deployment

GROUP TECHNOLOGIES
Email simplified
A Division of GROUP Business Software

- 8.5.1** You can now push administrative trust defaults to a new deploy.nsf in the install media kit using an Export option in the server's Domino Directory to provide additional trust capabilities during an install.
- 8.5.1** Customized data directory specification is now available during Notes multi-user install and upgrade for supported Citrix and Windows platforms.
- 8.5.1** An add-on installer toolkit is now available for creating custom install kits for deploying third-party features to an existing Notes install.
- 8.5.1** A validation tool is now available for testing changes made to a customized Notes install kit before running the installation executable.
- 8.5.1** The Symphony feature in the Notes installation panel is now available when installing on the Apple® Mac OS X® platform.
- 8.5.1** The Activities feature in the Notes installation panel has been renamed Connections.
- 8.5.1** Silently installing Notes requires new options when installing Domino Designer, Domino Administrator, and/or Lotus Symphony features.
- 8.5.1** The Start Configuring Widgets wizard dialog (click Getting Started with Widgets in the Notes toolbar or My Widgets sidebar panel) contains a new option -- Features and Plugins. This option launches a new wizard sequence designed to simplify the process of creating a Notes client plug-in deployment widget, a process currently documented in the "[Deploying client plug-ins with widgets and the widget catalog](#)" section of Domino Administrator help. The wizard guides you through the widget definition process, prompting for the updatesite in which that target plug-in resides. After selecting the plug-in you want, entering the name, image url, and description for the widget, and reviewing the manifest used for the widget, the wizard will create the widget and install the plug-in. You can then export or publish the widget to the catalog.
- 8.5.1** The Notes Widgets preference panel (File > Preferences > Widgets) now has a browse button for the widgets catalog server and database fields, simplifying the task of specifying the target server on which the widgets catalog
- 8.5.1** You can now create a [customized data directory when installing or upgrading Notes multi-user on a Windows or Citrix platform](#).

28

Lotus Domino Server 8.5.1 - DAOS



A Division of GROUP Business Software

• **8.5.1** By optimizing the copying of DAOS objects, the Lotus Notes client is now able to recognize that a user's mail server is enabled for DAOS, and to refrain from replicating unnecessary copies of attachments, improving connection speed for users of mail and other databases on the server. New [Show Stat DAOS](#) commands provide information on this optimization.

Note This new object copy optimization feature requires the compaction of local mail database files to the current ODS level.

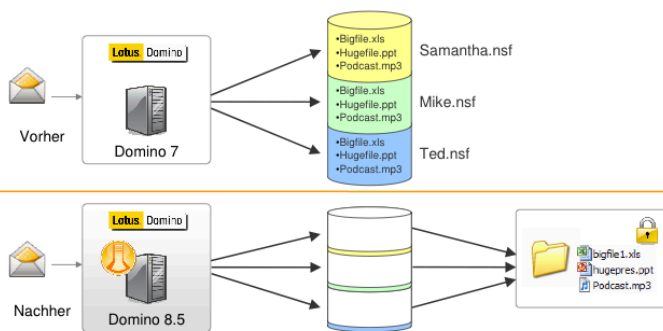
• [New advanced database property Use Domino Attachment and Object Service](#) -- The Domino Attachment and Object Service (DAOS) reduces the total cost of ownership of maintaining any participating Notes database by storing all file attachments in a separate repository on the server and retrieving them by reference. Multiple copies of the same attachment in any participating Notes database on the server are stored only once, eliminating disk space devoted to duplicate storage.



Lotus Domino Server 8.5.1 - DAOS



A Division of GROUP Business Software



Lotus Domino Server 8.5.1 - DAOS

GROUP
TECHNOLOGIES
Email simplified
A Division of GROUP Business Software

DAOS – Erweiterung mit 8.5.1

Die Notes API's (Replikator, Router,...) berücksichtigen DAOS auf dem Zielsystem.


Ist DAOS aktiv wird ein Attachment nicht sofort übertragen sondern lediglich erst sein Hash-Wert (DAOS-Fingerprint).

Das Zielsystem prüft, ob zu dem Hash-Wert bereits ein NLO im DAOS-Store vorhanden ist.

Das Zielsystem schickt ein TRUE/FALSE zurück.

Bei einem TRUE wird in das Dokument bereits vor der Übertragung das Attachment durch das DAOS Ticket ersetzt.

Bei einem FALSE wird das Dokument ganz normal wie bisher übertragen.


 

31


Lotus Domino Server 8.5.1 - DAOS

GROUP
TECHNOLOGIES
Email simplified
A Division of GROUP Business Software



Voraussetzung ist das die involvierten Datenbanken (Maildateien, mail.box, autosave.nsf...) auf beiden Seiten im 8.5er (ODS 51) Format vorliegen.

Server  Server

„bekannte“ Anhänge werden nicht nochmals übertragen (Mail-Routing & Replikationen)

Client  Server

„bekannte“ Anhänge werden nicht nochmals übertragen (Weiterleitungen, Antwort mit Historie, Replikation)

32

Lotus Domino Server 8.5.1 - DAOS

Monitoring:

Neuer Konsolenbefehl: **Show stat DAOS**

```

DAOS.Engine.Catalog = Synchronized
DAOS.Engine.Encryption = Disabled
DAOS.Engine.Status = Enabled
DAOS.Object.Attach_DAOCreate = 1
DAOS.Object.Attach_DAOOptimizedCreateLocal = 0
DAOS.Object.Attach_DAOOptimizedCreateRemote = 2
DAOS.Object.Attach_NSFCreat = 0
DAOS.Object.Attach_TotalCreated = 3
DAOS.Object.Delete = 0
DAOS.Object.OptimizedCreateLocalSavingsMB = 0
DAOS.Object.OptimizedCreateRemoteSavingsMB = 491
11 statistics found
  
```

DAOS.Object.Attach_DAOOptimizedCreateRemote=2

Zeigt an das 2 Anhänge nicht nochmals übertragen.

DAOS.Object.DAOSOptimizedCreateRemoteSavingsMB=491

Insgesamt wurden durch die zwei Dateien 491 MB übertragen.



Lotus Domino Server 8.5.1 - iNotes

- **8.5.1** [Mail disclaimer policy settings](#) are now supported by Lotus iNotes.
- [Support for Notes links](#) – Users can open Notes links (application, document, or view links) either in a new browser window or in Lotus Notes.
- **8.5.1** Web-style search - [A new notes.ini setting](#), INOTES_WA_DISABLE_WEBSTYLE_SEARCH=1, allows Lotus iNotes users to perform Web-style searches.
- **8.5.1** Disable URL links in edit mode – By default, users can identify or open hotspot links (URLs) while editing or responding to a message. You can prevent this for Microsoft Internet Explorers and return to the behavior of previous releases. Use the setting iNotes_WA_EnableOpenLinkEditor=0 to prevent IE users from accessing or identifying links in compose or edit mode. The default setting is 1 (enabled).
- **8.5.1** Two [Archive policy settings](#) are now supported. Prohibit archiving and Prohibit private archiving criteria can be used to disable archiving for Lotus iNotes users, or to prohibit the creation of private archive criteria.
- **8.5.1** Using [security policy settings](#) for configuring proxies – Previously, proxies were configured by use of a proxy-config.properties file located in the Domino\data\properties directory. This is no longer supported, and you must use a security policy settings document to configure proxies.
- **8.5.1** [ID Vault](#) – Lotus iNotes users can take advantage of the Notes ID Vault to back up their Notes ID. iNotes supports the use of policies to enable this feature. Once ID Vault is enabled, iNotes users will have an additional Security preference Synchronize Notes ID with Vault. If this feature is not enabled, the user preference does not display.
- **8.5.1** [Fetch Documents](#) – You can set a preference so that the client uses the contents of either the visible unread messages or of all unread messages in an asynchronous manner after the view list is loaded. The result is that messages will open from the view faster, because the contents are not being loaded when the message is opened, rather they have already been fetched and exist in the view. Note that enabling this feature may have some bandwidth or server CPU consumption trade-offs. To enable this feature, use notes.ini setting iNotes_WA_PrefetchDocuments=value, where:
 - 1 = fetches all unread documents shown in the mail view
 - 2 = fetches all documents shown in the mail view
- **8.5.1** [Customizing color gradients](#) – You can now easily customize the color gradients used in Lotus iNotes by editing the dwa.properties file in forms85.nsf. All gradient fill and roundrect colors are now defined in dwa.properties. To change colors, edit this file in Lotus Domino® Designer and provide new color specifications.
- **8.5.1** Notes.ini setting to unblock Google™ Chrome browser – The Google Chrome browser is blocked by default. To allow the use of Chrome, use iNotes_WA_ChromeBrowserBlock=0. If this setting is absent or set to any other value, the Chrome browser is blocked.



Lotus Domino Server 8.5.1 - Sicherheit

GROUP TECHNOLOGIES
Email simplified
A Division of GROUP Business Software

- **8.5.1 Windows® single sign-on for Web clients** – You can set up an IBM® Lotus® Domino® Web server to honor Windows users' Active Directory logon credentials. Users who are logged on to the Active Directory domain can open applications on the server from a browser without being prompted for a Domino HTTP password.
- **8.5.1 ID vault integration with programs that store ID files in databases** – You can enable Lotus® Notes® API programs that can store Lotus Notes IDs in databases to use an ID vault. Doing this allows the users of such programs, for example, Lotus iNotes® users or Lotus Notes Traveler users, to take advantage of the ID management features that an ID vault provides.
- **8.5.1 Ability to push trusted certificates to clients** – You can create cross-certificates in the Domino Directory for Internet certifiers and Lotus Notes certifiers and then push the cross-certificates to the Contacts application on Lotus Notes clients. The cross-certificates are used to establish client trust of a certifier when accessing servers, reading encrypted S/MIME mail, or installing signed Lotus Notes client plugins. When you push cross certificates, users are not required to create the cross-certificates or retrieve them from the Domino Directory. You can also push Internet certifiers to clients and enable users to create cross-certificates themselves. There are two ways to push certificates to clients' Contacts: through customization of the Lotus Notes client installation media or through security policy settings.
- **8.5.1 Time stamping plug-in jar signatures** – You can now time-stamp plug-in jar signatures using the jarsigner tool provided by the Java™ SDK to ensure the long term validity of plug-in signatures. The Notes client uses a time stamp included with a plug-in jar signature to determine if the plug-in signing certificate was valid at the time of signing. If a plug-in signing certificate has expired but was valid at the time of signing, Notes accepts it so that users are not confronted with security prompts during plug-in installation or provisioning. You can use [security policy settings](#) control whether to also ignore expiration of the time stamping certificates themselves. By default, time stamping certificate expiration is ignored.
- **8.5.1 Support for a stronger Internet password format** in Person documents if all servers run Domino 8.0.1 or later.

acocon advanced computer consulting 

 35

Lotus Domino Server 8.5.1 - Sicherheit

GROUP TECHNOLOGIES
Email simplified
A Division of GROUP Business Software

Windows Single Sign-On for Web Clients = SPNEGO

Akronym für Simple and Protected GSSAPI Negotiation Mechanism

Die Domino-Anmeldung erfolgt mit den zur Windows-Anmeldung vergebenen Identitätsbescheinigungen.
Ein Benutzer kann eine geschützte Domino Ressource, ohne manuelle Benutzererkennung und Eingabe des Kennworts verwenden.

Die Authentifizierung des Benutzers erfolgt bereits mit dem ersten Zugriff auf den Server über die Identitätszertifikate des MS Active Directories.
Hierzu muß der Domino Server Zugriff auf das AD haben. Die Windows-Identitätszertifikate werden per Kerberos gegen das AD geprüft.

acocon advanced computer consulting 

 36

Lotus Domino Server 8.5.1 - Sicherheit



A Division of GROUP Business Software

Windows Single Sign-On for Web Clients = SPNEGO

Ablauf:

1. Ein User greift über folgende URL auf einen Domino Server zu:

`http://www.renovations.com/names.nsf`

2. Der Web Browser extrahiert den DNS Namen aus der URL und erstellt einen SPN daraus.

Beispiel-SPN:

`HTTP/www.renovations.com@AD.EAST.RENOVATIONS.COM`

Der DNS-Name ist:

`www.renovations.com`

Die Active Directory Domain des Windows Servers hosting Domino lautet:
`AD.EAST.RENOVATIONS.COM`

3. Der Web Browser fordert ein Service Ticket für das SPN beim Active Directory an.
4. Der Web Browser erhält das Service Ticket und sendet es an den Domino Server.
5. Der Domino Server akzeptiert das Service Ticket und Authentifiziert den User.



37

Lotus Domino Server 8.5.1 - Sicherheit



A Division of GROUP Business Software

Windows Single Sign-On for Web Clients = SPNEGO

Voraussetzung:

- Domino Server 8.5.1 mit Multi-Server-Session-Auth.
(Authentifizierung & Ausstellung Domain SSO-Key)
- Windows Server Betriebssystem >= 2003
- Server muß Mitglied der Windows Domain sein und Kerberos Enabled
- Windows Account des Users muß im Personendokument zugeordnet sein
- Internet Explorer für Intranet-Zone
- Firefox über zusätzlichen Konfigurationseintrag

Details:

<http://www-01.ibm.com/support/docview.wss?uid=swg21394592&mvns=swglotus&mvnp=OCSSKTMJ&mvnc=R>

http://publib.boulder.ibm.com/infocenter/domhelp/v8r0/index.jsp?topic=/com.ibm.help.domino.admin85.doc/H_SETTING_UP_SPNEGO_AUTHENTICATION_FOR_WEB_CLIENTS_STEPS.html



38

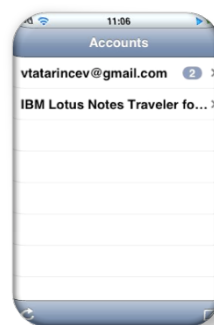
IBM Lotus Notes Traveler 8.5.1 & Protector 2.5



Lotus Traveler

Lotus Traveler 8.5.1:

- Endlich Support für das iPhone/iPod über MS ActiveSync
- Verbesserungen für Symbian Devices
- ID-Vault Unterstützung



Lotus Notes / Domino 8.5.1



A Division of GROUP Business Software



41

That's It



A Division of GROUP Business Software



Mein Blog:

<http://www.netzgoetter.net>

acocon GmbH:

<http://www.acocon.de>



42

Mit uns können Sie nur gewinnen!



A Division of GROUP Business Software

Mit Ihrer Visitenkarte haben Sie jetzt
die Chance auf tolle Preise bei unserem
DNUG-Gewinnspiel!

- **1. Preis:** Western Digital mobile Festplatte
- **2. Preis:** Logitech USB Webcam
- **3. Preis:** Logitech Business Lasermause

